



# Yio Chu Kang Secondary School



**Secondary 1**

***Parent - Teacher Meeting***

**Sharing of Digital Education**

***12 January 2024 (Friday)***

# Sharing on Digital Education

## National Digital Literacy Programme (NDLP)

**Mr Brandon Chin**

HOD ICT



# National Digital Literacy Programme (NDLP)

- **Digital technology is becoming increasingly pervasive in jobs, workplaces and society.**
- The NDLP was launched in March 2020 to **make digital learning inclusive** by **equipping students with the digital literacies** to be future-ready.

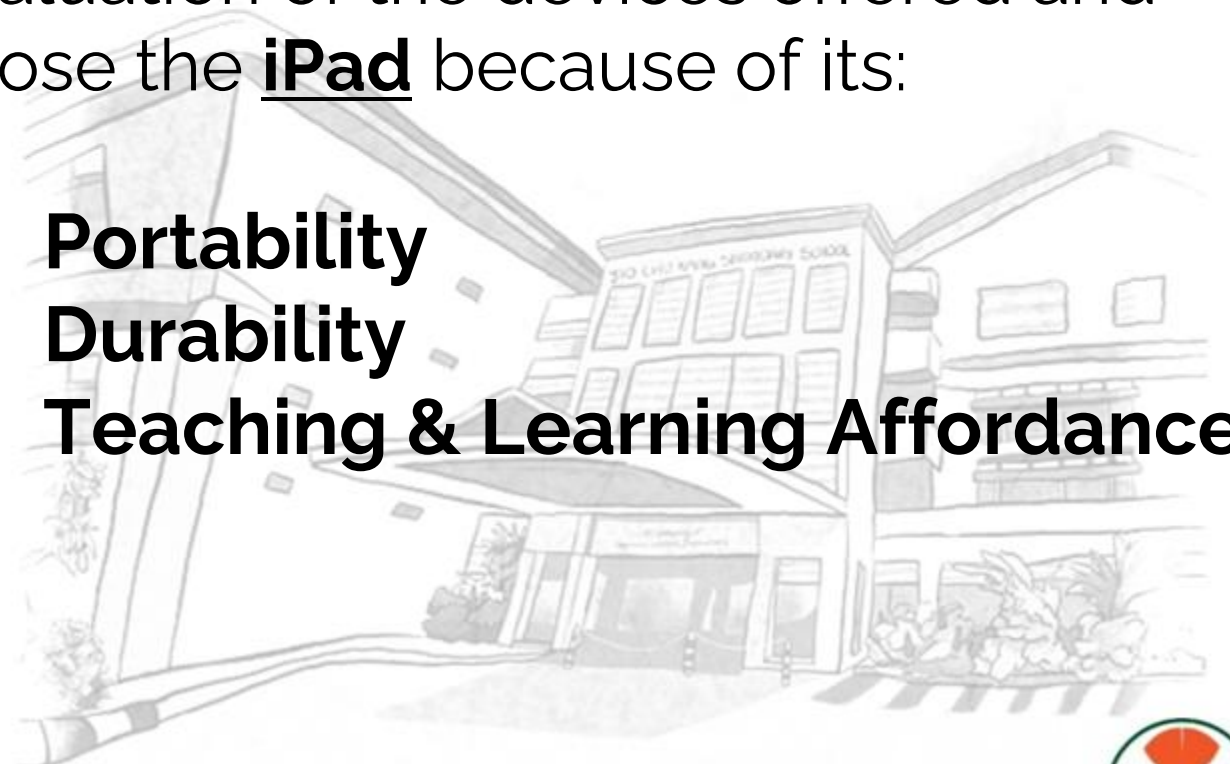


# Selection of Personal Learning Device



The school did a comprehensive evaluation of the devices offered and chose the **iPad** because of its:

- **Portability**
- **Durability**
- **Teaching & Learning Affordance**



# What Do Parents Think About Personal Learning Devices (PLDs)

<https://youtu.be/6oIAtbruVf4>




# Students' Digital Literacy Training



**Basics of Artificial Intelligence**



**Effective Searching & Information Curation Skills**



**Technical Skills in Apple Apps & Google Suite**



**Calendar Management & Scheduling Skills**



**Care of Device & Digital Wellness**



# Professional Development for Teachers



Showbie




Accessibility  
Tools



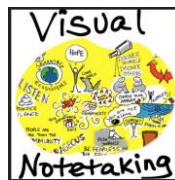
Basic iPad  
Features for T&L



Keynote



Clips



Visual  
Note-taking



Creating  
GIFs



Learning  
Routines



Apple  
Classroom



# Learning with PLDs



ALP Digital Literacy Students' Training



Analysing the slow motion of a Frisbee throw...



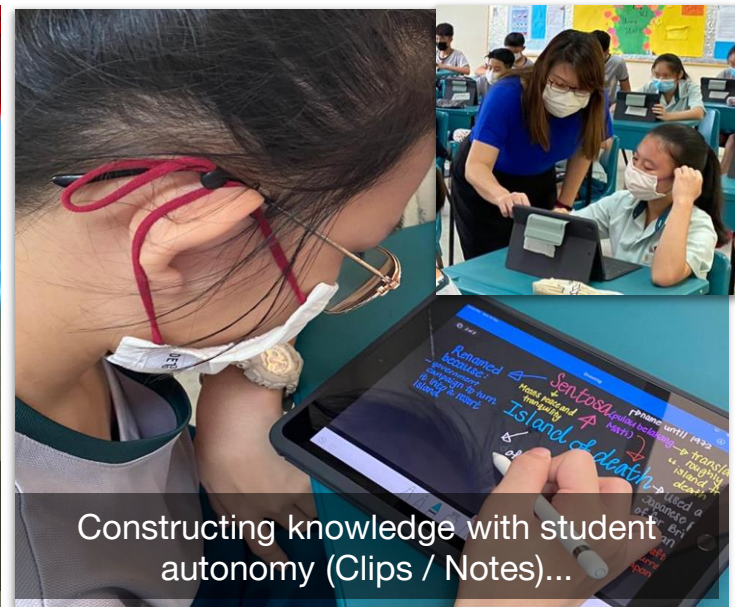
Collaboration in action!



Note-sketching using the Apple Pencil ...



Self-directed learning through SLS & Classkick...



Constructing knowledge with student autonomy (Clips / Notes)...



# Cyber Wellness Education - Peer Support

The school also has strategies to enable school-wide implementation of CCE including:

## Promoting a Peer Support Culture



## Annual Cyber Wellness Week



## Empowering students as Cyber Wellness Ambassadors



## Intervention structures and programmes



# Cyber Wellness Education - Peer Support



## Our partner organisations



Official (Closed) / Non-Sensitive



# Selected Device for Sec 1s



# iPad

NOW WITH THE  
A13 BIONIC CHIP

STARTS AT  
64GB STORAGE

NEW ULTRA WIDE  
FRONT CAMERA  
WITH CENTRE STAGE

The Sec 1 students will be using the

## Apple iPad (9th Generation) - WiFi

- Processor: A13 Bionic Processor
- Display: 10.2" Retina Display, 2048 X 1536 Resolution
- Storage: 64GB
- Memory: 3GB

Total cost with GST for 2024:

**\$865.40**

The device bundle includes:

- Apple iPad (64GB WiFi)
- Apple Pencil (1<sup>st</sup> Generation)
- Logitech Ruggedised cover cum keyboard
- 3-Year Insurance and Warranty



# Warranty & Insurance Coverage

The bundle includes **3-year AppleCare+ Warranty and 3-year Insurance**, which includes:

Insurance Coverage	Claimable
<ul style="list-style-type: none"><li>● Fire</li><li>● Lightning</li><li>● Power Surges</li><li>● Accidental Damage e.g water spillage, drop, etc.</li><li>● Theft due to forcible entry</li><li>● Robbery</li></ul> <p>* Accidental loss will not be covered by insurance.</p>	<p>2 repairs or 1 replacement (3-year insurance)</p>

# Funding Support for Singapore Citizen (SC) Students

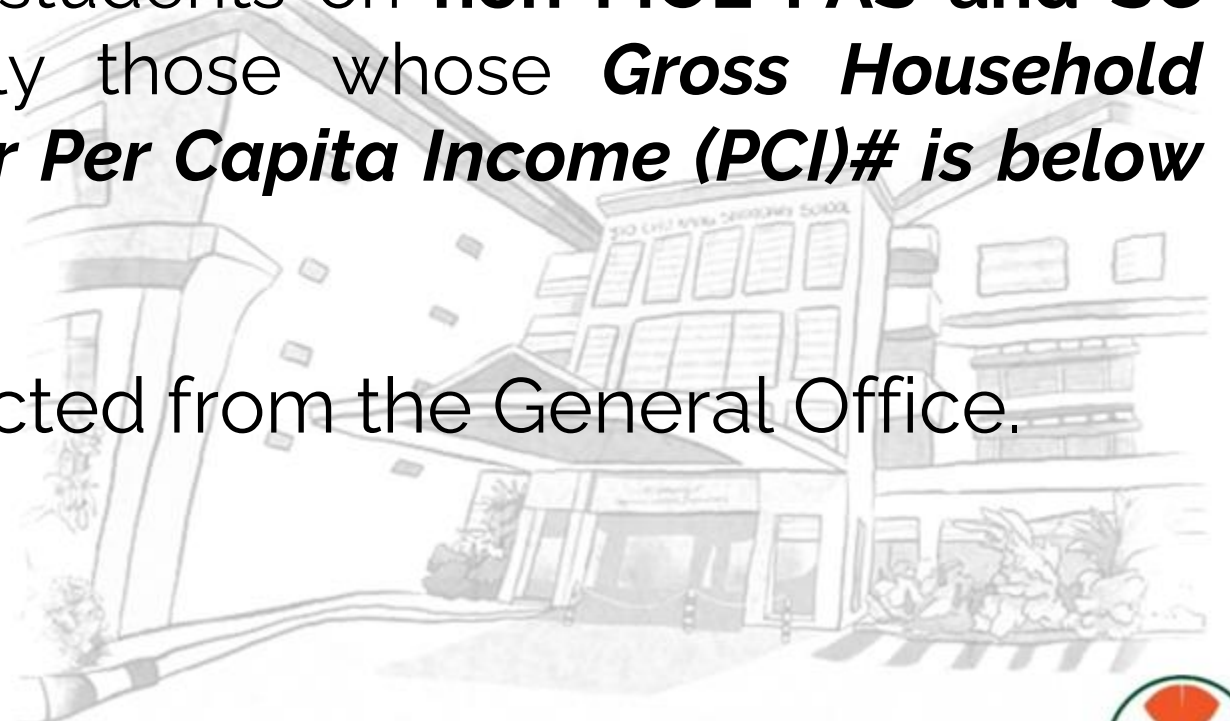
- **The cost of the device bundle can be paid using students' Edusave account\***, after setting aside provision for payment of miscellaneous fees.
- To ensure the affordability of devices, **MOE has provided Edusave top-ups of \$200 in 2020 to 2022, and \$300 in 2023**, to all Singaporean primary & secondary school students to support the purchase of the device.
- This was on top of the annual Edusave contribution of S\$290 for secondary school students and S\$230 for primary school students.

\*Balance payment will be made via Giro/PayNow/Cheque/Cash, based on the current school bill payment mode.



# Funding Support for Singapore Citizen (SC) Students

- For students on **MOE FAS**, subsidies are available even if there is insufficient Edusave balance. The cash out-of-pocket will be \$0.
- Subsidies will be provided for students on **non-MOE FAS and SC** who need support, particularly those whose **Gross Household Income (GHI) is below \$4,400 or Per Capita Income (PCI)# is below \$1,100.**
- Application form can be collected from the General Office.



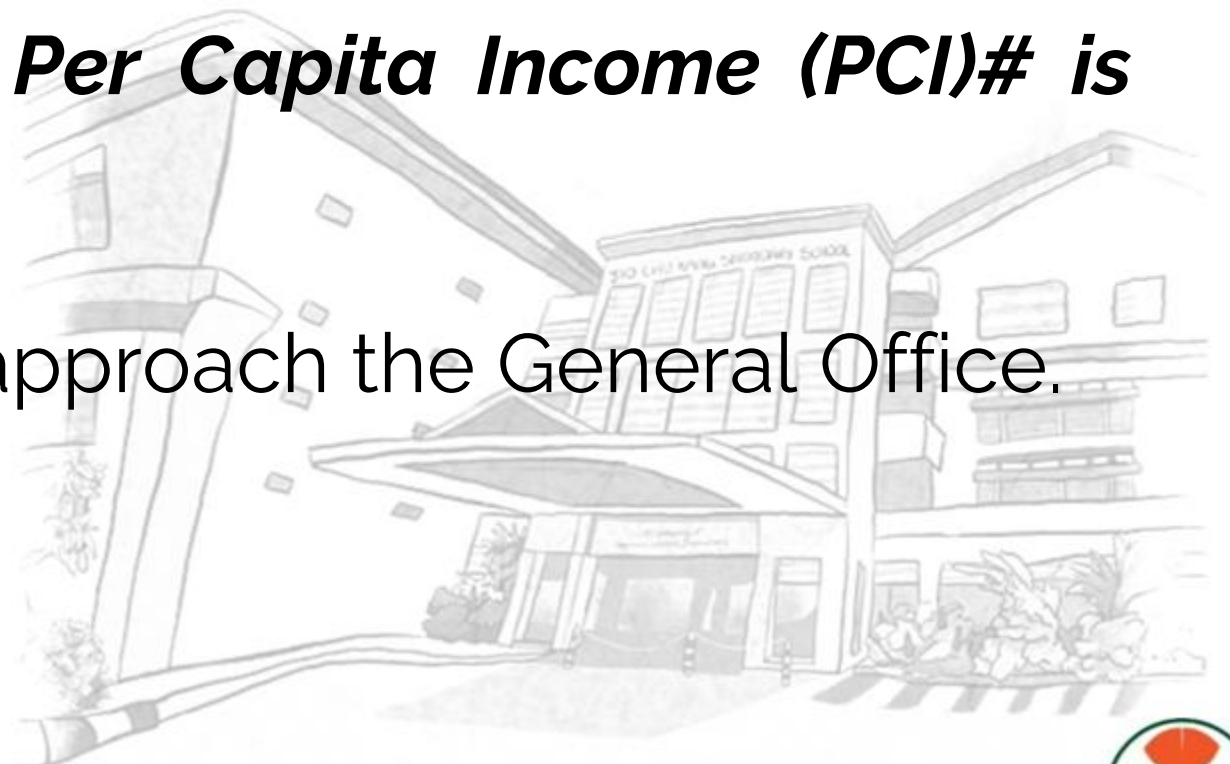
#PCI is GHI divided by the number of household members.

Official (Closed) / Non-Sensitive



# Funding Support for Non-Singapore Citizen Students

- Permanent residents (PR) and international students (IS) who need support could apply for subsidies, particularly those whose Gross Household Income (GHI) is ***below \$4400 or Per Capita Income (PCI)# is below \$1100.***
- For more details, please approach the General Office.



#PCI is GHI divided by the number of household members.

Official (Closed) / Non-Sensitive



# ICT Infrastructure

**Individual Lockers for Students**



**Effective safekeeping of  
PLDs & mobile phones**

**Apple TV in all classrooms**



**Seamless wireless  
projection from iPads**

Official (Closed) / Non-Sensitive





# Technology Support Centre & Media Studio



# What will Home Based Learning Days be like?

- HBL Days will be held on **Even Week Fridays**.
- **All levels** will participate in HBL Day in Semester 1.
- Asynchronous lessons (online / offline learning at students' own pace) will be conducted by default to give students time and space to develop self-management skills for independent learning.
- No live lessons will be conducted for HBL Days, except for Form Teacher Time (FTT).
- Students have been familiarised with SLS and have tested their login details (e.g. username, password) prior to the first HBL Day.
- Considering students' preference for peer learning, teachers will be integrating online collaborative learning into the HBL lesson design. Students are encouraged to tap on their buddy groups.



# Dates of HBL Days in Semester 1 (2024)

Term / Week	Term 1	Term 2
Week 2	12 Jan (Sec 2 to 5) <i>(Sec 1: In-school HBL Briefing &amp; PTM)</i>	<u>No</u> HBL on 29 Mar <i>(PH: Good Friday)</i>
Week 4	26 Jan	12 Apr
Week 6	<u>No</u> HBL on 9 Feb <i>(In-school Lunar New Year Celebration)</i>	<u>No</u> HBL on 26 April <i>(59th Speech &amp; Prize-Giving Day)</i>
Week 8	23 Feb	<u>No</u> HBL on 10 May <i>(Sports Carnival)</i>
Week 10	8 Mar	<u>No</u> HBL Day on 24 May <i>(Parent-Teacher Conference)</i>

Note: HBL Days will be held on **Even Fridays**



# HBL Assignment Plan

- Instructions for students will be collated using the HBL Assignment Plan.
- HBL Assignment Plan (AP) will be disseminated on Even Thursdays, 3pm via:
  - WhatsApp Group Chat (announcement on AP) by FTs
  - SLS announcement
- Read the instructions carefully (e.g. title / date of SLS lesson packages, digital platforms and tools used, preparation required).
- Technical support contact details are available on the landing page of the Assignment Plan.

Assignment Plan for Home-Based Learning			
Sec 3E3			
(Term 1 Week 2)			
Even Fri		14 Jan	
Timing	Subject	Instructions <small>(For SLS Lessons / Assignments)</small> • Log in to SLS: <a href="http://learning.moe.edu.sg">http://learning.moe.edu.sg</a> • Complete the lessons / assignments listed below.	Subject Teacher (Email Address)
7:30-8:00	FTT	(Live Lesson) Stay Connected with your Form Class through Zoom.  Meeting ID: 823 6068 9626 Passcode: 3E3FTT  Please log in using: Class Index Number Fullname (e.g. 1E1 12 John Tan)	FTs
8:00-9:00	GEO / HIS	GEO: 1. Complete assignment in Google Classroom [14 Jan HBL] Introduction to Plate Tectonics  HIST: Complete the SLS lesson [14 Jan HBL] 3E History - Hitler's Anti-Semitic Policies.	GEO: chua_ngee_ngee_katherine@moe.edu.sg  HIST: ng_wan_hwee_doreen@moe.edu.sg
9:00-9:10	Break		
9:10-10:10	EL	Complete the SLS lesson - [14 Jan HBL] 3E3 EL - Oral Practice 1 Record your responses and submit.	EL: chong_chun_lian_esther@moe.edu.sg
10:10-10:20	Break		

Enter the FTT live lesson 5 min before & do not forward this link to others not from the


Complete the SLS / HBL activities for each lesson.



# Routines

Start of the HBL day (FTT)

HBL Lessons



Refer to the  
**HBL class  
timetable**

**Check-in with your  
Form Teachers**  
for your attendance and  
well-being.

Refer to the  
**HBL Assignment  
Plan**  
for HBL instructions

**Attempt all HBL  
assignments**  
based on the  
recommended timings.

Take 10-min breaks after every  
an-hour of screen time



# HBL Tips for Students



Create a **learning space** at home where you can  
*focus & exercise self-control*  
(e.g. away from the television, bed & apps that will distract).



**Take ownership** of your own schedule & learning  
based on the HBL Assignment Plan  
(e.g. accounts & passwords; keep movies & overseas trips for the weekends!)



Attempt to learn by yourselves first.  
**Seek help** from classmates & teachers (during lessons) if needed.



# What Do Parents Think About Personal Learning Devices (PLDs)

<https://youtu.be/qCzeedZXeaM>



so these are the signs that he's distracted with some other things.



# Partnering Parents

Join Us for our Parenting Workshop

## Digital Education & Cyber Wellness

17 May 2024 (Fri)  
4.00 pm - 5.30 pm

The screenshot shows a Zoom meeting interface. The main content is a presentation slide from TOUCH Community Services and homefront by TOUCH Integrated Family Group. The slide features three main sections:

- ENGAGE THE HEART**: Connect, not Control. Do I feel more **ENGAGED** or more **ENRAGED** after a talk with my parents?
- ENRICH THE MIND**: Instill, not Insist. Does my mind feel more **ENRICHED** or **ENTANGLED** by my parents' sharing?
- ENABLE THE PERSON**: Be a Mentor, not a Tormentor. Coach, not Encroach. Do I feel **ENABLED** or **ENSLAVED** by my parents?

At the bottom of the slide, it reads: "STRONG FAMILIES • CARING GENERATIONS • ENABLED COMMUNITIES Copyright © 2020 by TOUCH Community Services".

On the right side of the Zoom window, there is a gallery view of participants. One participant, Shem (TOUCH), is highlighted with a larger video feed. This feed shows a hand holding a smartphone with a low battery icon, overlaid with the text: "I CAN'T LIVE WITHOUT IT! UNDERSTANDING & ENGAGING OUR DIGITAL NATIVES".

The Zoom meeting controls at the bottom include: Unmute, Stop Video, Security, Participants (13), Polls, Chat, Share Screen, Record, Breakout Rooms, Reactions, and Leave.

Official (Open) / Non-Sensitive





# Supporting Students in the Responsible Use of the Devices

The school has in place measures **to enable a safe and seamless learning environment for students.** The role of the parent is also key in partnering the school to support your child.

**A. Educating students on Cyber Wellness**

**B. Device Management Application (DMA)**

**C. YCKSS Digital Wellness Policy (DWP), Acceptable Use Policy (AUP) & Learning Routines**



# Supporting Students in the Responsible Use of the Devices

## B. Device Management Application



- Device management application (DMA) software will be installed on your child's device to provide a safe learning experience for your child, and to prevent misuse of the device.
- The DMA will be **funded by MOE** and will be **uninstalled** from the device **when the child graduates/ leaves the school.**

\*Installation of the DMA will be performed after the collection of the device. Students will be guided on the installation.



# YCKSS DMA Schedule

Time	DMA Setting
<b><u>School Hours</u></b> Monday to Friday, 6.00am to 6.00pm	All PLDs will be set to <b>school's default settings</b> <ul style="list-style-type: none"><li>• Standardised home screen</li><li>• Only school-specified apps are accessible</li></ul>
<b><u>After-School Hours</u></b> Monday to Friday, 6.00pm to 10.00pm Saturday & Sunday, 6.00am to 10.00pm	<b>Default Option:</b> Continue with school's default settings  <b>Option A:</b> Parents can adjust parameters in the Parent Portal. They can also make the App Store available to their child.  <b>Option B:</b> No DMA control. Students can download and use any apps, and visit any websites.
<b><u>Sleep Hours</u></b> Monday to Sunday, 10.00pm to 6.00am	<b>Default Option:</b> PLDs will be locked and cannot be used.  <b>Option A:</b> Parents can adjust the sleep hours (earlier or later).  Official (Closed) / Non-Sensitive



# What's Next

## Next Steps

Inform your parents / guardian about the following:

1. **View letter of consent via Parents Gateway.**
2. **Submit the online FormSG (<https://go.gov.sg/PDLAdmin>) by 19 Jan 2024 (Fri) to indicate**
  - a. Intent to purchase the PLD
  - b. Consent for use of Edusave (if applicable)
  - c. Mode for Collection (By default - collect PLD from school)
3. **Submit hardcopy Subsidy Application form to General Office by 19 Jan 2024 (Fri) (if applicable)**
4. **Balance payment via Giro/PayNow/Cheque/Cash in Feb 2024. (based on the current school bill payment mode)**



<https://go.gov.sg/PDLAdmin>



**MOE Hotline for Edusave Balance: 6260 0777**

Official (Closed) / Non-Sensitive



***Thank you for your kind attention!***

**For more information, please browse through our school website**

**or email us at [yckss@moe.edu.sg](mailto:yckss@moe.edu.sg)**

**Yio Chu Kang Secondary School**

3063 Ang Mo Kio Avenue 5 Singapore 569868

**Tel:** (65) 64560669 **Fax:** (65) 65522927 **Email:** [yckss@moe.edu.sg](mailto:yckss@moe.edu.sg)

 [yiochukangsec.moe.edu.sg/](http://yiochukangsec.moe.edu.sg/)

 [facebook.com/yiochukangsec](https://facebook.com/yiochukangsec)

 [instagram.com/yoloyio/](https://instagram.com/yoloyio/)

